


2021

2024





2021

2024



▪

300607.SZ

---

▪

2023

---

---

	4/5	7/9
&	5/7	7/9
	3 EN	

2021 3 10 6 6.7

2024 4

20,364.95

30,176.81

18,510.00

6.32

12.80 /

2024 6 18

**1 2024 4 30**

	47,000.00	20,364.95	30,176.81	43.33%
	18,516.32	18,510.00	6.32	99.97%
	<b>65,516.32</b>	<b>38,874.95</b>	<b>30,183.13</b>	--

2024 3

42,483.02

34.04%

2023

5

3

1

28

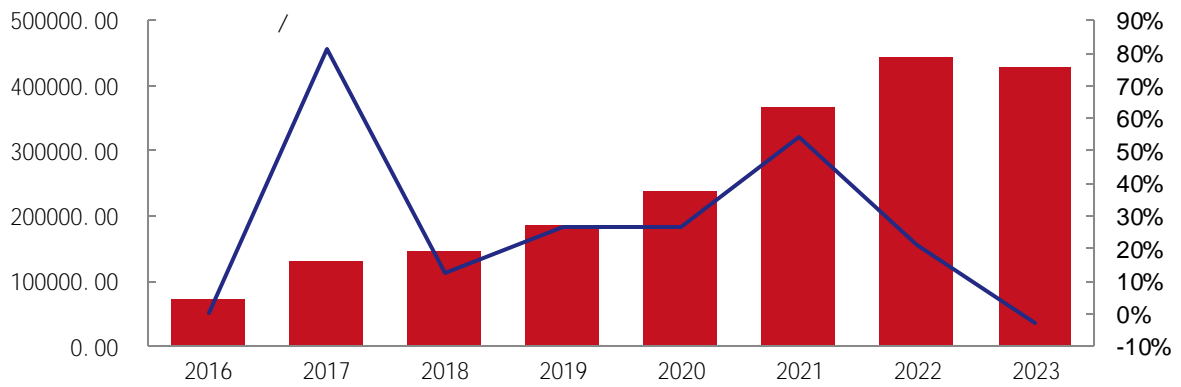
2024  
4.2% GDP 5.3% GDP

1

+

2023

IFR  
36%  
3C  
31%  
2023  
2023  
2023  
42.95  
2.2%



MIR-  
2023  
15.5  
15%  
12.8  
28%  
35.3%  
45.1%

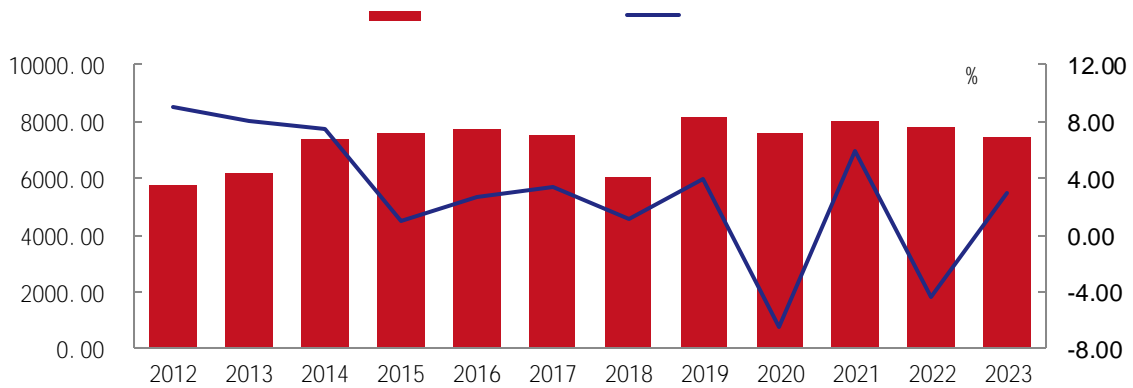
5G  
2025  
20%

3 5

2023



Grand View Research



				2023		45.53
	8.65%					
2023		9.40%				
			2023		24.80%	
	48.55%		5.76			
		3.41				
	16.32%				10.98%	
2023						56.34%
	6.54					
2024		10.01		25.24%		17.35%
<b>2</b>						

	2023			2022		
	268,595.10	8.44%	59.00%	296,451.02	11.50%	59.48%
	96,853.20	28.98%	21.27%	128,793.39	25.58%	25.84%
	43,079.63	35.02%	9.46%	43,033.36	35.38%	8.63%
	34,905.59	33.52%	7.67%	22,326.13	26.98%	4.48%
	11,837.11	55.54%	2.60%	7,773.36	53.50%	1.56%
	<b>455,270.63</b>	<b>18.47%</b>	<b>100.00%</b>	<b>498,377.26</b>	<b>18.55%</b>	<b>100.00%</b>

2023

IPD

2021 12	2022 12	2022 12	2021 12	2023	2023
590	152			209	77
					3

AI

2023

7.39%

1,112	42.03%
<b>3</b>	

	1,112	1,055
	42.03%	45.63%
	13,799.73	13,005.16
	3.03%	2.61%
	7.39%	6.44%

2022 12

IPO

2023

4

---

---

	2018	1
	2007	6
	2020	7
	2022	12
	2023	12

---

2024 3

25.29

5.78

	40.13%	49.71%
	30,307	35,312
	15,731	18,352
	51.91%	51.97%
	372	253
	314	227
	84.41%	89.72%

		2023	
4	SCARA	5	
	3C		
	3C		
	63.77%	3C	53.74%
	20,330.81	16.32%	
22,748.82		10.98%	
2023	2		

FMCS

3C

2024

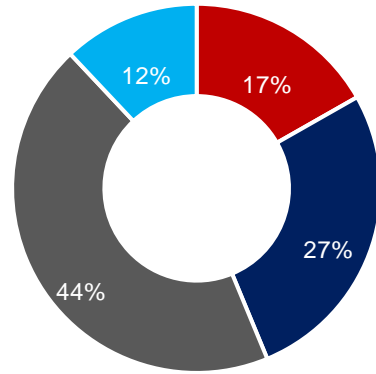
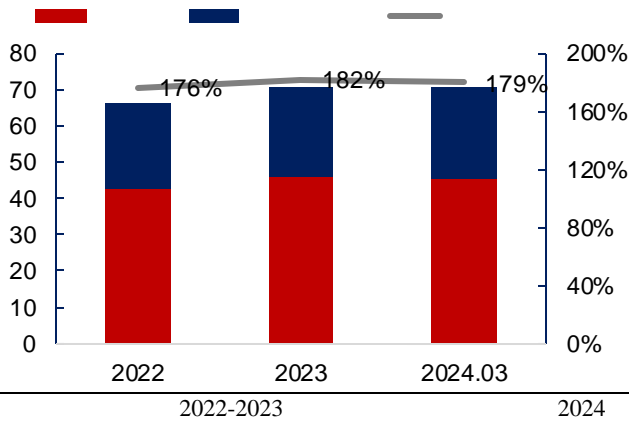
7






179%

2024 3



1-3

2022-2023

2024

2024 1-3

2023

12.47

2.88

49.45%

2023

1

2023

2.03

2023

6.99

0.37

2023

CNC

2023

5.64

2023

0.85

10

	2024 3		2023		2022	
	12.29	17.37%	12.47	17.58%	10.57	15.89%
	3.65	5.16%	2.98	4.20%	3.09	4.65%
	18.28	25.83%	21.32	30.05%	20.10	30.22%

	6.84	9.67%	6.99	9.86%	12.46	18.74%
	7.99	11.29%	5.97	8.42%	2.99	4.50%
	<b>53.89</b>	<b>76.16%</b>	<b>54.53</b>	<b>76.88%</b>	<b>53.38</b>	<b>80.24%</b>
	5.79	8.18%	5.64	7.95%	4.49	6.74%
	4.94	6.98%	4.79	6.75%	3.10	4.66%
	0.85	1.20%	0.85	1.20%	1.06	1.59%
	<b>16.87</b>	<b>23.84%</b>	<b>16.40</b>	<b>23.12%</b>	<b>13.14</b>	<b>19.76%</b>
	<b>70.76</b>	<b>100.00%</b>	<b>70.93</b>	<b>100.00%</b>	<b>66.52</b>	<b>100.00%</b>
2022-2023			2024	1-3		

### 2023

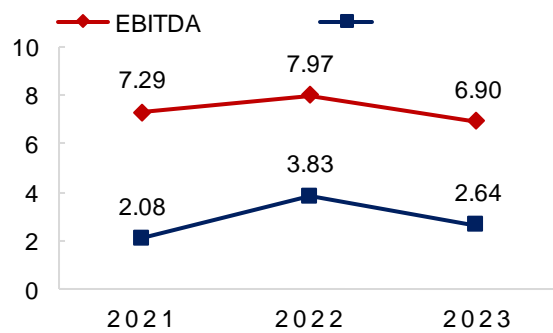
2023                      45.53                      8.65%                      2024

2024

10.01                      25.24%                      0.28

18.47%

2023                      EBITDA



2021-2023

2023

3

CNC

2025 3

2023

53.56%

2023

11

	2024	3	2023		2022	
	8.30	18.27%	6.27	13.70%	6.06	14.29%
	4.57	10.06%	4.29	9.36%	4.92	11.58%
	11.95	26.30%	12.25	26.76%	10.18	24.00%
	3.65	8.03%				

	64.21%	64.54%	63.79%
/EBITDA	--	1.48	1.30
EBITDA	--	4.69	6.59
/	47.42%	44.91%	44.46%
FFO/	--	24.82%	38.21%
/	-18.47%	41.72%	26.89%
/	-35.99%	1.50%	-35.02%
2022-2023	2024	1-3	

2024 3

1.28 1.33

2024 3

43.20

27.87

2022-2023

2024 1-3

**ESG**
**ESG**

2023

2021 1 1

2024 6 11

2021 1 1

2024 6 13

2023

**13 2023**

---

---

---

262.40 2025 10 20

3C

2022

2023

AA

AA

	2024	3	2023	2022	2021
		12.29	12.47	10.57	13.22
		3.65	2.98	3.09	5.12
		18.28	21.32	20.10	10.55
		6.84	6.99	12.46	17.65
		7.99	5.97	2.99	1.36
		2.04	1.70	1.00	1.28

	17.35%	18.47%	18.55%	24.54%
EBITDA	--	6.90%	7.97%	7.29%
	--	2.64%	3.83%	2.08%
	64.21%	64.54%	63.79%	63.95%
/EBITDA	--	1.48	1.30	-0.79
EBITDA	--	4.69	6.59	6.79
/	47.42%	44.91%	44.46%	42.94%
FFO/	--	24.82%	38.21%	-36.89%
/	-18.47%	41.72%	26.89%	172.94%
/	-35.99%	1.50%	-35.02%	303.22%
	1.33	1.33	1.21	1.10
	1.28	1.56	1.37	2.14
2021-2023	2024	1-3		



2023

---

			+	+1			+	
			+	+	+			
			+					
				+	+	+		+
			-					
			+					
EBITDA			-	-	-	-	-	+
					+		+	+
EBITDA	EBITDA /					+		
FFO	EBITDA-			-				
FCF					OCF -			
			-	/		×100%		
EBITDA	EBITDA /			×100%				
			+		/[		+	/2]×100%
			/			×100%		
			/	×100%				
			-	/				
			/					
1								2
	10%							

---

AAA

AA

A

BBB

BB

B

CCC

CC

C

---

AAA

CCC

---

AAA

AA

A

BBB

BB

B

CCC

CC

C

---

AAA

CCC

---

aaa

aa

a

bbb

bb

b

ccc

cc

c

---

aaa

ccc