



2019

2020-016

2020 04

)

(

“

”

“

”

10

3.5

0


10

8

.....	2
.....	7
.....	11
.....	27
.....	51
.....	66
.....	74
.....	75
.....	76
.....	86
.....	92
.....	93
.....	209

		4-6

ISO 9001		
BIM		"Building Information Model"



			300607
		Guangdong Topstar Technology Co.,Ltd.	
		2	
		523811	
		2	
		523811	
		http://www.topstarltd.com	
		topstar@topstarltd.com	

	2	2
	0769-82893316	0769-82893316
	0769-85845562	0769-85845562
	topstar@topstarltd.com	topstar@topstarltd.com

	www.cninfo.com.cn

--	--

	61

	111		2018 11 18 2021 12 31

2018 11 18

A

IPO

2018 11 18 2021 12 31

	2019	2018		2017
	1,660,363,365.82	1,198,098,144.60	38.58%	764,422,959.92
	186,573,823.78	171,826,384.01	8.58%	138,021,877.16
	183,320,939.38	155,820,537.95	17.65%	126,353,312.17
		115,214,741.51	6.06%	7,278,548.77

	-53,802,647.30	-7,584,860.69	95,236,691.60	88,352,066.67
--	----------------	---------------	---------------	---------------

1


2

	2019	2018	2017	
	168,332.99	869.19	-134,953.41	
	4,273,918.91	14,271,220.59	6,485,161.80	
		2,548,974.53	5,192,985.45	
		1,384,648.16	511,100.00	
	-651,197.63	548,302.15	1,658,363.18	
	538,376.64	2,748,175.81	2,044,092.03	
	-206.77	-7.25		
	3,252,884.40	16,005,846.06	11,668,564.99	--

1

1

1



1

2

2019 5

HQ

HQ



2 XYZ

2

5G

3C

1

3C

3C

3C

3C


2

3

4

5G

2



24

3

HT
HT

4

1

2

1

SAP

3

1

2

PCBA

4

3C

5G

2019

HQ

500 200

12 13

K 10

I II SCARA

I

II

5G

SCARA

5G

I

SCARA

IPD

2017 2018 2019 3,652.95 5,963.80 6,991.36 ,

+

6000

1

2011

2012

GB/T 4754-2017

2013

4.0

2

1 ABB

ABB

ABB

2

YASKAWA

1915

3çÀ-` ñ î 7 Ö äiÐ1y ñmc~"Ö 'F 9

FANUC

1956

FANUC

4

KUKA

2017 1

94.55%

5

STAR SEIKI

1976

6

2000

3C

7

1993

2016 2017

2012

TRIO

MAI

ABB

1

IFR 2013 17.81 2018

42.23 19% 2013 2018

13% IFR 2018 5.66%

3C

IFR 2018

99 / 2018 831 /

IFR 2019 2021 2022

58.35 3 IFR

2022 711.28

2

2013 IFR 2015 2018

6.85 9.65 15.62 15.40

	2015	2016	2017	2018	2019
%	81.4%	76.5%	76.9%	72.3%	70.3%
%	18.6%	23.5%	23.1%	27.7%	29.7%

MIR-

2018 2017

745 2020 1,042 11.8%

3C

4

ABB

2009
2011

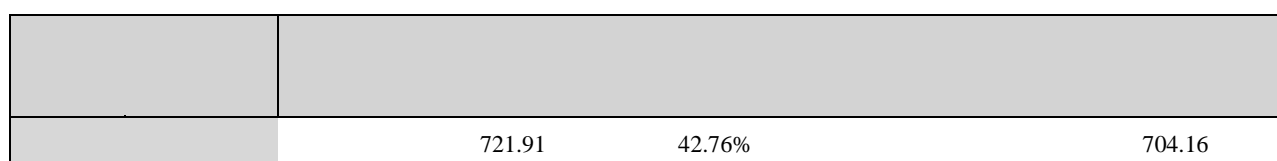
56.51%

IO EtherCAT

A/D

2016

1



	2,572.56	
	48,310.40	114.88%
	20,001.21	
	32,956.03	71.78%
	1,514.77	36.67%
	441.81	67.61%


2

		12,157.87			100%	2019 3,419.40	7.26%	
	2019	5,751.56		3,564.28%		6,229.41		

11

1.

IPD



ITR
5.
1


HRBP BP
IT
MTL LTC

SCARA

1

6 TSR 090-05 TSR 070-07 TSR140-10 TSR170-20

IP54	20KG						
		15KG	30KG	600mm		±0.015	
IP54	51KG						
3	Delta						
	Delta		5	TSP080-03-A	TSP120-08-A	TSP160-08-A	
TSP180-15-A	I						
TSP080-03-A	3KG				±0.1mm		±0.4°
360°	0.28	66KG				3C	
TSP120-08-A	8KG				±0.1mm		±0.4°
360°	0.3	95KG				3C	
TSP160-08-A	8KG				±0.1mm		±0.4°
360°	0.3	105KG				3C	
TSP180-15-A	15KG				±0.1mm		±0.4°
360°	0.3	105KG				3C	
				I	PP1200		8
15		1200	245		800		105
	0.27	IP65					
4	AGV						
		3	TMMA200	TMMA500	TMMA1000		
TMMA200	200KG,				±2mm		1.5m/s
3h	8h,	100KG					
TMMA500	500KG,				±5mm		1m/s
3h	8h,	200KG					
TMMA1000	1000KG,				±5mm		0.6m/s
3h	8h,	250KG					
5							
							600/800/900mm
		900/1100/1500/1700mm		75-1300			



12

50%

APP

0.05mm

3D

0.03

900

5

7

2019

		166,036.34		38.58%	
	18,332.09		17.65%	2019 12 31	266,790.15
56.20%				167,249.18	83.58%

IPD

I

I

HQ

I

NVT

70

1

80,015.62

13.43%

13.8%

56,039.41

137.9%

26,086.43

2019

2

IPD

I

I

I

I

SCARA

I

I

	245	PP1200 800	8 105	15	0.27	1200 IP65
2019	230	6,991.36 13		17.23%	2019 12 31 88	50
3					321	

2019

6S

4

6

2021

2020

1

3C

1		APA	IOTC
2	PCM	MES	
3	punch	MES	
4	PACK		PACK
5		TRAY PCM	OCV PACK
6			6 bin 3C
7		90° 4	180°
8		tray XYZ NG	tray 3C
9	AOI	AOI	AOI trayPad

		OK/RW/NG/CI/RI	tray cassette	AOI
10			CCD	3C
11	3D	tray XY	tray	3C

1		4.7A CANopen	850W CAN	2020
		<5.6s	0.05mm	

TM , TM90 TM170
 TM130 TM170 TM260 TM330 TM400 TM470
 TMTM560, 8

2

		GRR		
8		OK NG		
9	PVD	6	Pad	
10		tray tray tray	Pad	
11		logo		3D
12			LCD	
13				
14	2D,2.5D,3D)			
15	pad			
16			3C LCD	
17			3C LCD	
18		FPC		
19	PACK	PCM	3C	

		FPC		
20	CTP	PACK	PACK	

30%

30%

1

2

1

	2019		2018		
	1,660,363,365.82	100%	1,198,098,144.60	100%	38.58%
	1,660,363,365.82	100.00%	1,198,098,144.60	100.00%	38.58%
	800,156,233.68	48.19%	705,402,695.96	58.88%	13.43%
	260,864,344.30	15.71%	229,232,694.03	19.13%	13.80%
	560,394,077.19	33.75%	235,561,900.93	19.66%	137.90%
	38,948,710.65	2.35%	27,900,853.68	2.33%	39.60%
	747,544,744.97	45.02%	631,290,661.85	52.69%	18.42%
	554,886,902.76	33.42%	354,069,834.37	29.55%	56.72%

	25,181,976.23	1.52%	43,789,460.11	3.65%	-42.49%
	73,679,108.13	4.44%	31,976,584.42	2.67%	130.42%
	59,510,108.40	3.58%	76,925,841.71	6.42%	-22.64%
	175,390,271.47	10.56%	35,024,265.24	2.92%	400.77%
	20,952,792.25	1.26%	15,518,123.61	1.30%	35.02%
	3,217,461.61	0.19%	9,503,373.29	0.79%	-66.14%

	106,688,012.14		-0.92%	-7.53%
--	----------------	--	--------	--------

	2019	2018	

3

			2019	2018	
		/	10,516	8,592	18.89%
		/	9,431	8,863	-5.78%
		/	973	1,942	-49.90%
		/	17,525	17,379	0.84%
		/	15,984	18,405	-11.42%
		/	1,264	3,458	-63.45%
			274	261	4.98%
			274	238	15.13%
			52	45	15.56%

30%

49.90%

63.45%

2019

2019

	3		1	
2				
1	2019 11 29			10
	100%	2019 12 31		
2	2019 9 5			
2750		61.11%	2019 12 31	275
3	2019 12 20			
	350		70%	2019 12 31
	1		1	

7

8

	686,772,254.53
	41.36%
	0.00%

5

1		278,550,187.49	16.78%
2		230,304,750.45	13.87%
3		110,577,981.65	6.66%
4		47,305,840.71	2.85%
5		20,033,494.23	1.21%
	--	686,772,254.53	41.36%

	205,252,448.74
	21.43%
	0.00%

5

1		90,504,826.93	9.45%
2		33,580,260.71	3.51%

3		32,068,820.41	3.35%
4		27,851,508.58	2.91%
5		21,247,032.11	2.22%
	--	205,252,448.74	21.43%

3

	2019	2018		
	153,344,629.36	120,844,462.57	26.89%	
	75,534,027.32	58,139,051.16	29.92%	
	9,483,867.38	4,569,943.22	107.53%	
	69,913,617.24	59,638,004.23	17.23%	

4

	2019	2018	2017
	602	466	290
	34.72%	27.12%	20.79%
	69,913,617.24	67,958,122.67	43,458,960.23
	4.21%	5.67%	5.69%
	0.00	0.00	0.00
	0.00%	0.00%	0.00%
	0.00%	0.00%	0.00%

5

	2019	2018	
	1,278,371,226.58	1,197,873,265.06	6.72%
	1,156,169,976.30	1,082,658,523.55	6.79%
	122,201,250.28	115,214,741.51	6.06%
	329,480.00	284,336,465.67	-99.88%
	341,029,094.29	295,587,717.93	15.37%
	-340,699,614.29	-11,251,252.26	-2,928.10%
	942,232,429.16	295,138,074.08	219.25%
	378,754,992.64	147,818,989.20	156.23%
	563,477,436.52	147,319,084.88	282.49%
	345,716,451.87	253,305,255.05	36.48%

1. 2,928.1%
2. 282.49%

18,804.19

12,220.13

6,584.06

	168,332.99	0.08%		
	6,906,126.37	3.12%		

1

2019

	2019		2019			
	903,647,650.10	33.87%	420,543,634.63	24.62%	9.25%	
	788,681,866.49	29.56%	459,121,586.79	26.88%	2.68%	
	207,208,323.59	7.77%	288,686,203.47	16.90%	-9.13%	
	9,665,477.97	0.36%	16,884,565.00	0.99%	-0.63%	704.16
	212,645,513.26	7.97%	223,474,963.99	13.08%	-5.11%	
	25,725,616.97	0.96%		0.00%	0.96%	
	151,500,000.00	5.68%	164,578,221.74	9.64%	-3.96%	
	115,239,122.31	4.32%	124,281,752.46	7.28%	-2.96%	

2

1.		12,083.33	12,083.33		200,000,000.00			200,012,083.33
	0.00	12,083.33	12,083.33		200,000,000.00			200,012,083.33
	0.00							0.00

3

	214,417,796.97	
	2,655,269.30	
-	7,254,588.02	
	224,327,654.29	

1

3,000,004.00	129,000,000.00	-97.67%
300	2019.12.31	4

2**3****4**

1

--	--	--	--	--	--	--	--	--	--	--	--

2017	30,084.44	1,003.77	28,215.01	0	0	0.00%				
------	-----------	----------	-----------	---	---	-------	--	--	--	--

IPO		3,023.99	3,023.99		2,474.92	81.84%	2018 10 31				
		60,917.06	60,917.06								
	--	91,001.5	91,001.5	1,003.77	28,215.01	--	--	16,953.86	29,783.59	--	--
	--	91,001.5	91,001.5	1,003.77	28,215.01	--	--				

	2012 44 2019 2

3

1

2

10%

		1	7,002,700.00	116,710,835.65	57,368,287.78	115,358,551.27	24,549,590.01	21,691,435.37
		2	20,000,000.00	138,857,855.15	36,036,589.07	130,425,219.64	25,408,803.50	19,577,812.60
		3	4,415,559.04	121,578,742.64	34,395,352.90	121,312,899.78	41,330,387.92	34,194,008.36

1

()

2

3

		1,486.73
		435.45

2

2013

6.85 9.65 15.62 15.40

IFR

2015

2018

	2015	2016	2017	2018	2019
%	81.4%	76.5%	76.9%	72.3%	70.3%
%	18.6%	23.5%	23.1%	27.7%	29.7%

MIR-

745

2020

1,042

2018

2017

11.8%

3C

4

ABB

2009

2011

56.51%

2020
1 2019 11 2020
2020
2

	21.86%	26.88%	29.56%			
23,501.12	35,702.37	67,348.01		86.65%	74.49%	82.30%

3

IPD

4

5

1

2019 01 23			www.cninfo.com.cn
2019 05 16			www.cninfo.com.cn
2019 07 29			www.cninfo.com.cn

5 7 2018 2018 2019
 130,442,088 10 3.00 0 2018
 10 0 2019 6 21 2019
 130,442,088 131,869,088 131,869,088
 10 2.967536 39,132,626.59
 10 6 39,132,626.4 0.19
 0 10 0 2019 6 26
 2018 2019 7 2
 2019 7 3

10	0
10	3.5
10	8
	147,934,337
	44,380,301.10

							0.00
							44,380,301.10
							495,654,134.97
							23.79%
20							
		2019 12 31					495,654,134.97
	998,874,199.96	62,597,637.25		2019 12 31			
406,203,188.85		1,001,359,790.89		62,597,637.25			2019
			10		3.5		
44,380,301.10				10	8		

3


2018 4 23		2018 5 21		2017			
2017	130,442,088			10		2	
	26,088,417.60		0				
10 0							
2019 4 15		2019 5 7		2018			
2018	130,442,088			10		3	
	39,132,626.40			0			
10 0							
2020 4 21		2019					
	10	3.5				0	
	10	8	2019				

2019	44,380,301.10	186,573,823.78	23.79%	0.00	0.00%	44,380,301.10	23.79%
2018	39,132,626.40	171,826,384.01	22.77%	0.00	0.00%	39,132,626.40	22.77%
2017	26,088,417.60	138,021,877.16	18.90%	0.00	0.00%	26,088,417.60	18.90%


1

Ciò che è... [T]CS A... LE... [D]XB... [A]m... [G]zi... [N]... [T]... [i]... [c]... [i]... [ò]

	-		-			
				-		



			12	2016 11 18		



"	"			
2	10%	5,000	3	1
		75%	3	

10 1

10

60

20%

2

3

20%

11 2010 11

90

10,300

2012 8 31

730

10,300

103,000

5 8% 2012

9 1 2032 8 31 2014 8 1

90

7,663

84,293

5 10%

2014 10 1

2024 7 31 2015 7 1

4,000

42,400

2015 7 1 2017

8 31

90

"

12 2012 --2016 1 6

"

"

“ ”

“ ”

1. 2019
2019
2019 4 30 2019 9 19 2019
2019 6 2019 2019 16

1

2

3

2. 22 23
24 37 2017
2017 22 23
24 37

2019 6 2019 16

1

2

3

4

5

6

7

8

2

1 2019 11 29 3 10

100% 2019 12 31

2 2019 9 5

2750 61.11% 2019 12 31 275

3 2019 12 20

350 70% 2019 12 31

1 1

	50
	9
	2

1 2017 5 17

4000

24

2 2017 6 5

2017

3 2017 6 28

2017-062

2017 6 28

406,300

4 2017 7 10

2016

10 8

731,340

5 2018 12 28

2018-095

6 2019 1 25

<

> <

>

7 2019 5 24

2019-059

1 2019 2 26

2019

2019

2 2019 2 27

www.cninfo.com.cn

2019 2 27 2019 3 8

2019

2019 3 9

2019

3 2019 3 14 2019 <2019
 > <2019
 > 2019

4 2019 5 13
 2019

5 2019 6 19 2019 2019 6 21 2019

6 2019 8 23
 2019 2019 7 3 2018

/ 2019


38.29 37.99

1

2

3

				1500	91.3	88.08	-6.92
				1500	91.3	88.08	-6.92
				1500	91.3	88.08	-6.92



;

;

;

; :

4

			7663		84,293.00		5	10%
			15		2014 10 1		2024 7 31	2014
8 1	2014 9 30							
3	2018 4 23							
						818	1	
		8250		15 / /			3 / /	
2018 5 1	2021 4 30		2018 5 1	2019 4 30				
2018 5 2								
	13,000,965.34						1,200	
	3		367,782.13					1,000.00
			10%					
								10%
2								
3								
1								
2								
4								
1								

2

1

2

3

4

3

1

2 4 101

2

818 1
;

3

2 1 402

4

1

	73,082,520	56.03%	1,427,000	0	0				

3,825

4 2018 10 8

A

2018 11 30

2018

2019 6 14

2019 5 29

2019 9 63

2019 11 11

2019 11 28

1 2019 2 26

2019

2019

2019 2 27

www.cninfo.com.cn

2019 2 27 2019 3 8

2019

2019 3 9

2019

2019 3 14

2019

<2019

>

<2019

>

2019

2 2018 10 8

A

2018 11 30

2018

2018 12 13

2019 6 14

2019 5 29

2019 9 63

1

2019

33

1,427,000

2

A

16,065,249

2019 11 28

	2019		33	1,427,000
A	16,065,249			147,934,337
147,934,337		2019	1.41	1.41
	11.31			

2

	52,235,460	0	0	52,235,460		2020 2 8
	8,055,315	0	225,000	7,830,315		25%
	6,240,645	0	0	6,240,645		25%
	6,551,100	0	0	6,551,100		2020 2 8
2019	0	1,427,000		1,427,000		2019
33						
	0	3,825		3,825		2020 12 5
	73,082,520	1,430,825	225,000	74,288,345	--	--

1

	2019 05 13	22.61 /	1,427,000	2019 06 21	1,427,000	

A

1 2019 5 13
2019

2019 6 19

2019 6

				9			
		5%		10			
		36.21%	53,564,000	899,540	52,235,460	1,328,540	22,515,331
		7.06%	10,440,420	0	7,830,315	2,610,105	
		5.62%	8,320,860	0	6,240,645	2,080,215	811,999
()		4.43%	6,551,100	0	6,551,100	0	
		2.56%	3,786,869	3,786,869	0	3,786,869	
		2.50%	3,700,000	3,700,000	0	3,700,000	
		1.58%	2,340,066	-130,054	0	2,340,066	
		1.32%	1,956,523	0	0	1,956,523	
		1.19%	1,759,970	103,076	0	1,759,970	
80		1.17%	1,723,610	0	0	1,723,610	
10							
4							
		10					

		3,786,869	3,786,869
		3,700,000	3,700,000
		2,610,105	2,610,105
		2,340,066	2,340,066
		2,080,215	2,080,215
		1,956,523	1,956,523
		1,759,970	1,759,970
80		1,723,610	1,723,610
		1,566,219	1,566,219
		1,328,540	1,328,540
10 10 10	10		
5	1,566,219		1,566,219

10

10

10

10

2

3

25%

50%

25%

				40	2014 03 24	2020 06 04	52,664,460	899,540	0	0	53,564,000
				43	2014 03 24	2020 06 04	10,440,420	0	0	0	10,440,420

				41	2019 06 24	2020 06 04	0	0	0	0	0
				41	2018 08 24	2020 06 04	0	0	0	215,000	215,000
				39	2018 08 24	2019 08 13	0	0	0	0	0
				41	2019 01 25	2019 08					

1		1980	10					EMBA
2001	2004			2004	2007			
	2007	6				2014	2	
2		1977	9			2000	2004	
		2004	2007					
2007	6						2014	2
		2014	3					
3		1979	5			2000	2005	
		2005	2007		2007	12		
2014	2							
4		1977	9			2001	2005	
		2005	2010		2010	5		
5		1984	4			2004	2008	
		2008	2017					
6		1980	11			2003	2009	
	()			2009	2010	()		
		2011	5					
		2019	2	13				
7		1963	12					
	1985	7	1997	8		1997	9	2002
								7
		2002	8	2006	1			
		2006	2					
		2015	1					
8		1975	6			1995	7	2006
11				2006	12	2012	10	2012
11				2015	1			
9		1965	6					1988
1990	9					1993	7	1999
						1		
		1999	1					2016
								8
10		1980	3			2000	11	2011
7						2011	8	
	2015	1	2019	2				
11		1976	10			2000	8	2001
12		2002	1	2003	2			2003
						3		
2003	11			2004	9	2007	1	
	2007	5	2011	4				2011
								5
		2013	1					2014
								06

		2015 4		2016 11
08			2017 10	2018
1	2017 6		2016 06	2015
		2017 6	2019 2	
1			1988 4	2007
2		1984 4		2007 2 2008 3
		2008 4		
3		1984 9		2003 2006
			2007 3	
				2019 2
4		1979 10		2009 2 2013 5
			2013 10 2014 4	2014 4
			2017 6 2019 2	
1				
2				
3				
4		1974 3		
			1997 2017	
		2017 10		2018 10
5				
	2019 1	1979 7		
2003 2018			2012 IT	
			2019 1	2019
1				
6			1976 2	
		1996 12 2003 11		2003 11 2006
12			2006 12 2010 7	
		2010 7 2011 11		2011 11
	2014 2			
7			1979	
				2000 2008
				2008 2016
			2016 2018	

2013

2019 5 6

8 1979 7

2001 2018

IT

HRBP

BMT HRD

2018 6

2018 8

9 1982 11

MBA 2010 2017

2018 12

2019 1

2 9

2003 8 2011 12

2014 1 2015

2015 11

2018 10

2019 2 2019 6

2

2005

2007 -2009

2009 -2018

2018 8 2019 8

CEO

9 12

2005

8

COO

--	--	--	--	--

			2013 10 17	2020 03 10	
			2020 03 11		
			2019 12 05		
			2013 10 17	2020 03 10	
			2019 12 04		
			2017 11 24		
			2013 10 17	2020 03 10	
			2019 12 05		
			2013 10 17	2020 03 10	
			2019 12 04		
			2013 10 17	2020 03 10	
			2019 12 05		
			2013 10 17	2020 03 10	
			2019 12 05		
			2013 10 17	2020 03 10	
			2019 12 05		
			2014 07 29	2019 10 24	
			2001 12 01		
			2017 11 08		
			2006 02 14		
			2016 04 12		
			2016 12 26		
			2017 07 19		
			2017 10 23		
			2016 12 01		

			38		38.39	
			48		16.76	
			40		0	
			44		0	
			41		0	
	--	--	--	--	1,013.48	--

OM19

			/			
			/			

	256
	747
	40
	350
	1,734
	37
	513
	564
/	620
	1,734

2

2019

3

2019

/ /

4

9

3

12

3

1

11

www.cninfo.com.cn

1

	12	1	11	0	0		1
	12	1	11	0	0		2
	12	1	11	0	0		0

2

3

1

4

2

1

3

1


4

3

1

2

	2020 04 23	
	www.cninfo.com.cn	
		100.00%
		100.00%
	1.	
	2.	



3.

	2020 04 21

6.

1

2

3

4

5

6

•

2020 4 21

1

	2019 12 31	2018 12 31
	903,647,650.10	420,543,634.63
	200,012,083.33	
	41,328,868.42	39,981,851.40
	788,681,866.49	459,121,586.79
	56,450,466.42	41,302,754.36
	13,775,303.87	15,329,220.27
	207,208,323.59	288,686,203.47
	11,137,964.48	7,761,988.77
	2,222,242,526.70	1,272,727,239.69

	9,665,477.97	16,884,565.00
	212,645,513.26	223,474,963.99
	25,725,616.97	
	61,836,728.45	63,809,164.55

	22,400,870.12	20,066,390.08
	36,681,657.93	41,399,252.63
	39,016,786.94	9,708,285.23
	735,069.49	735,069.51

	998,874,199.96	369,722,021.69
	32,264,470.00	
	-304,013.22	42,458.54
	62,597,637.25	52,133,139.66
	495,654,134.97	358,678,997.27
	1,672,491,825.96	911,018,705.16
	3,184,811.18	1,681,181.48
	1,675,676,637.14	912,699,886.64
	2,667,901,506.44	1,707,998,776.65

2

	2019 12 31	2018 12 31
	581,690,462.68	404,116,714.28
	32,363,708.31	37,810,449.95
	670,763,762.47	401,859,715.66
	50,063,297.16	38,630,296.42
	83,795,243.60	38,925,304.25
	1,627,908.36	323,408.15
	165,450,883.32	247,861,424.63

	60,951,420.04	153,191,357.28
	14,547,386.75	14,413,251.50
	7,324,432.29	32,113,785.56
	37,365,194.61	7,796,762.93
	1,768,194.49	1,043,194.51
	11,870,946.89	8,528,183.65
	791,187,461.16	605,416,116.40
	115,239,122.31	122,961,752.46
	1,809,406.83	5,957,723.56
	12,642,185.57	5,966,213.91
	129,690,714.71	134,885,689.93
	920,878,175.87	740,301,806.33
	147,934,337.00	130,442,088.00
	1,001,359,790.89	369,722,021.69
	32,264,470.00	

-		
	12,083.33	
-	-17,334,078.64	
-	-11,670,640.77	-14,773,207.97
-	168,332.99	869.19
	221,689,844.28	196,674,530.10
	909,691.96	1,505,141.05
	1,560,889.59	956,838.90
	221,038,646.65	197,222,832.25
	32,996,780.10	26,797,458.37
	188,041,866.55	170,425,373.88
1.	188,041,866.55	170,425,373.88
2.		
1.	186,573,823.78	171,826,384.01
2.	1,468,042.77	-1,401,010.13
	-346,471.76	42,458.54
	-346,471.76	42,458.54
1.		
2.		
3.		
4.		
5.		
	-346,471.76	42,458.54
1.		
2.		
3.		
4.		
5.		
6.		

7.		
8.	-346,471.76	42,458.54
9.		
	187,695,394.79	170,467,832.42
	186,227,352.02	171,868,842.55
	1,468,042.77	-1,401,010.13
	1.41	1.32
	1.41	1.32
	0.00	0.00

4

	2019	2018
	1,430,794,007.84	1,132,662,191.45

-	168,332.99	869.19
	118,357,698.00	196,930,410.22
	409,239.08	1,479,191.05
	787,089.06	850,335.41
	117,979,848.02	197,559,265.86
	13,334,872.15	23,837,344.47
	104,644,975.87	173,721,921.39
	104,644,975.87	173,721,921.39
1.		
2.		
3.		
4.		
5.		
1.		
2.		
3.		
4.		
5.		
6.		
7.		
8.		
9.		
	104,644,975.87	173,721,921.39
	0.71	1.33
	0.71	1.33

	329,480.00	284,336,465.67
	41,029,090.29	92,259,795.53
	300,000,004.00	79,000,000.00
		119,327,922.40
		5,000,000.00
	341,029,094.29	295,587,717.93
	-340,699,614.29	-11,251,252.26
	646,905,387.94	790,000.00
	490,000.00	790,000.00
	193,471,177.51	254,578,221.74
	101,855,863.71	39,769,852.34
	942,232,429.16	295,138,074.08
	213,422,215.78	17,749,862.52
	53,189,013.00	34,974,508.46
	112,143,763.86	95,094,618.22
	378,754,992.64	147,818,989.20
	563,477,436.52	147,319,084.88
	737,379.36	2,022,680.92
	345,716,451.87	253,305,255.05
	343,513,401.26	90,208,146.21
	689,229,853.13	343,513,401.26

6

	2019	2018
	1,055,726,637.23	1,091,776,408.19
	758,771.53	367,351.56
	26,527,936.02	43,934,781.43

	1,083,013,344.78	1,136,078,541.18
--	------------------	------------------

	477,964,059.48	327,336,480.91
--	----------------	----------------

7

	2019												

2019

1	17,492,249. 00			623,942,868. 00								641,435,1 17.00	490,000.0 0	641,925,1 17.00
2														
3				7,694,901.20	32,264,470.00							-24,569,56 8.80		-24,569,5 68.80
4				-2,485,590.9 3								-2,485,590 .93	-454,413.0 7	-2,940,00 4.00
								10,464,497.59						-39,134,18
														-49,598,686.08

6														
1														
2														
	147,934,337.00				998,874,199.96	32,264,470.00	-304,013.22		62,597,637.25		495,654,134.97	1,672,491,825.96	3,184,811.18	1,675,676,637.14

	2018													
	130,442,088.00				369,515,020.49				34,760,947.52		230,313,223.00	765,031,279.01	2,292,191.61	767,323,470.62



767,323,47 0.62
145,376,41 6.02
170,467,83 2.42
997,001.20
207,001.20
790,000.00

2															
3											-26,088,417.60		-26,088,417.60		-26,088,417.60
4															
1															
2															
3															
4															
5															
6															
1															
2															

2019

	130,442,088.00				369,722,021.69		42,458.54		52,133,139.66		358,678,997.27		911,018,705.16	1,681,181.48	912,699,886.64

8

	2019														
	8.00					69					6		9.06		
	130,442,088.00														



00

00

1													
2													
	147,934,33				1,001,359,79	32,264,470.0							
	7.00				0.89	0							



6												
1												
2												
	130,442,088.00				369,722,021.69				52,133,139.66	351,156,899.06		903,454,148.41

1.

2014 3 24

1

15

2

1

2019 12 31

2019

2

1 1 12 31

3

12

4

5

6

1.

2.

1

2

3

4

7

9

1.

2.

10

1.

2019 1 1

2.

2019 1 1

1

2

3

4

5

6

2019 1 1

1

2

3

4

5

3.

1

2

1

2

4.

5.

6.

2019 1 1

12

30

1

2

1	
2	

		%
1	1	
	1-6 6	1.00
	6 -1 1	5.00
1	2 2	10.00
2	3 3	20.00
3	4 4	50.00
4	5 5	80.00

5	100.00
---	--------

3

12

2019 1 1

1

2

10%

300

1	
2	
1	
2	

		(%)	(%)
1-6	6	1.00	1.00
6-12	12	5.00	5.00

1-2

3

11

10

12

10

13

10

14

10

15

1.

2.

3.

4.

5.

1

2

16

1

2

17

1.

2.

1

2

3.

1

2

3

18

1

1

2

2

		30	5.00	3.17
		5-10	5.00	9.50-19.00
		4	5.00	23.75
		3-5	5.00	19.00-31.67
		3-5	5.00	19.00-31.67

3

1

2

3

4

19

20

1.

1

2

3

2.

3.

3

4.

21

1

1.

1

2

2.

22

23

2

1

/

/

2

3

4

26

27

1.

1

2

3

2.

28

1.

[]

[]

2.

oIyjj@K16, P. 6

1.

- 1
- 2
- 3
- 4
- 5

2.

1

1

2

2

3.

1

2

4.

1

2

31

1.

2.

3.

1

2

32

/

33

1

1

2

2

1

2

34

35

1

1

2019

2019

2019 4 30
2019 6

2019 9 19

2019
2019

2019

16

1		39,981,851.40 459,121,586.79	37,810,449.95 401,859,715.66
		82,484,963.18 156,802,272.52	82,484,963.18 142,309,590.56
2		-17,334,078.64	-13,864,615.68

2		22		23	
	2017	24	22	37	2017
					23
		24		37	
	2019 6		2019 16		

		420,543,634.63			420,543,634.63
		39,981,851.40			39,981,851.40
		459,121,586.79			459,121,586.79
		15,329,220.27			15,329,220.27

		404,116,714.28			404,116,714.28
		37,810,449.95			37,810,449.95
		401,859,715.66			401,859,715.66
		38,925,304.25			38,925,304.25

3		7		2019	
	2019 5 9		7		2019
8		2019 6 10	2019 1 1		2019
		2019 1 1			
4		12		2019	
	2019 5 16		12		2019
	2019 6 17		2019 1 1		2019 9
	2019 1 1				

2

3 2019

	2018 12 31	2019 01 01	
	420,543,634.63	420,543,634.63	
	39,981,851.40	39,981,851.40	
	459,121,586.79	459,121,586.79	
	41,302,754.36	41,302,754.36	
	15,329,220.27	15,329,220.27	
	288,686,203.47	288,686,203.47	
	7,761,988.77	7,761,988.77	
	1,272,727,239.69	1,272,727,239.69	

	16,884,565.00	16,884,565.00	

	369,722,021.69	369,722,021.69	
	42,458.54	42,458.54	
	52,133,139.66	52,133,139.66	
	358,678,997.27	358,678,997.27	
	911,018,705.16	911,018,705.16	
	1,681,181.48	1,681,181.48	
	912,699,886.64	912,699,886.64	
	1,707,998,776.65	1,707,998,776.65	

2017 3

22

[2017]7

23

[2017]8

24

[2017]9

37

[2017]14

2019 1 1

2019 1 1

	2018 12 31	2019 01 01	
	404,116,714.28	404,116,714.28	
	37,810,449.95		

	247,861,424.63	247,861,424.63	
	3,007,618.48	3,007,618.48	
	1,172,211,523.67	1,172,211,523.67	
	205,590,526.45	205,590,526.45	
	220,877,124.90	220,877,124.90	
	30,523,675.81	30,523,675.81	
	8,706,547.21	8,706,547.21	
	5,705,047.27	5,705,047.27	
	141,509.43	141,509.43	
	471,544,431.07	471,544,431.07	
	1,643,755,954.74	1,643,755,954.74	
	164,578,221.74	164,578,221.74	

	82,484,963.18	82,484,963.18	
	142,309,590.56	142,309,590.56	
	153,191,357.28	153,191,357.28	
	14,413,251.50	14,413,251.50	
	32,113,785.56	32,113,785.56	
	7,796,762.93	7,796,762.93	
	1,043,194.51	1,043,194.51	
	8,528,183.65	8,528,183.65	
	605,416,116.40	605,416,116.40	
	122,961,752.46	122,961,752.46	
	5,957,723.56	5,957,723.56	
	5,966,213.91	5,966,213.91	
	134,885,689.93	134,885,689.93	
	740,301,806.33	740,301,806.33	
	130,442,088.00	130,442,088.00	
	369,722,021.69	369,722,021.69	



	25%
--	-----

2

1.

2007 3 16
15%

2019 4 25

2019 101

2018

2018 1 1 2020 12

31

GR201844002768

2.

([2000]18) 5

([2000]25

) 1

3%

3.

(

[2000]25) 1

2019

4.

2016 12 9

GR201644004662

2017 2 23

2017 26

2016

2016 1

1 2018 12 31

2019

2019 12 2

2019

2019

15%

3

1

	67,373.83	32,880.15
	688,886,381.28	343,480,521.11
	214,693,894.99	77,030,233.37
	903,647,650.10	420,543,634.63

	59,129,290.12	1,613,667.62
--	---------------	--------------

276,098.02

	111,203,070.94	36,780,233.37
	2,795,000.00	
	400,000.00	40,000,000.00
	100,019,726.03	
		250,000.00
	214,417,796.97	77,030,233.37

2019 12 31 111,203,070.94

2019 12 31 2,795,000.00

2019 12 31 400,000.00
40,000,000.00 2019 8 9 2020 8 8 28
2019 12 31 100,019,726.03
100,000,000.00

2

	200,012,083.33	
	200,012,083.33	
	200,012,083.33	

3

4

1

--	--	--

	32,997,926.64	37,692,575.40
	8,330,941.78	2,289,276.00
	41,328,868.42	39,981,851.40

	41,962,141.08	100.00%	633,272.66	1.51%	41,328,868.42	40,004,975.40	100.00%	23,124.00	0.06%	39,981,851.40
1	8,964,214.44	21.36%	633,272.66	7.06%	8,330,941.78	2,312,400.00	5.78%	23,124.00	1.00%	2,289,276.00
2	32,997,926.64	78.64%			32,997,926.64	37,692,575.40	94.22%			37,692,575.40
	41,962,141.08	100.00%	633,272.66	1.51%	41,328,868.42	40,004,975.40	100.00%	23,124.00	0.06%	39,981,851.40

--	--

	32,997,926.64		
--	---------------	--	--

2

	23,124.00	633,272.66	23,124.00			633,272.66

	10,692,255.04	1.29%	7,796,220.94	72.91%	2,896,034.10	8,392,361.29	1.72%	7,486,527.84	89.21%	905,833.45

2-3	3	47,055,910.97	9,411,182.20	20.00%
3-4	4	1,738,277.80	869,138.90	50.00%
4-5	5	982,819.00	786,255.20	80.00%
5				
		818,285,193.92	32,499,361.53	--

1	1		673,493,382.00
	1-6		543,613,919.85
	6-12		129,879,462.15
1	2		97,458,541.00
2	3		50,117,499.07
3			7,908,026.89
3	4		3,703,796.25
4	5		1,812,561.41
5			2,391,669.23
			828,977,448.96

2

	28,554,706.04	26,004,424.82	10,023,066.38	4,240,482.01		40,295,582.47
	28,554,706.04	26,004,424.82	10,023,066.38	4,240,482.01		40,295,582.47

3

	4,240,482.01

--	--	--	--	--	--

		1,651,700.00			
		581,266.65			

2

		(%)
	34,157,294.88	60.51
	6,349,557.52	11.25
	2,009,044.22	3.56
	981,238.94	1.74
	789,088.50	1.40
	44,286,224.06	78.46

8

	13,775,303.87	15,329,220.27
	13,775,303.87	15,329,220.27

1

2

3

1

	13,344,674.99	11,714,863.88
	1,087,000.00	680,317.89
	980,012.46	879,850.54
		2,940,000.00
	15,411,687.45	16,215,032.31

2

--	--	--	--	--

	12	()	()	
2019 1 1	885,812.04			885,812.04
2019 1 1				
	1,025,290.30			1,025,290.30
	274,718.76			274,718.76
2019 12 31	1,636,383.58			1,636,383.58

1 1		5,604,660.45
1-6		4,071,490.45
6-12		1,533,170.00
1 2		8,806,440.00
2 3		384,901.00
3		615,686.00
3 4		89,600.00
4 5		47,500.00
5		478,586.00
		15,411,687.45

3

	885,812.04	1,025,290.30	274,718.76			1,636,383.58
	885,812.04	1,025,290.30	274,718.76			1,636,383.58

4

--	--	--	--	--	--

		5,000,000.00	1-2	5,000,000.00	32.44%	500,000.00
		2,000,000.00	1-2	2,000,000.00	12.98%	200,000.00
		1,100,000.00	7-12	1,000,000.00	7.14%	60,000.00
				100,000.00		
		851,000.00				

	1,184,246.89	1,423,104.81		1,055,206.83		1,552,144.87
	1,079,203.44	843,791.83		795,109.33		1,127,885.94
	1,138,739.60	240,827.86				1,379,567.46
	2,311,582.51	1,978,706.52		2,114,113.44		2,176,175.59
	167,274.70	142,579.05		120,469.12		189,384.63
	5,881,047.14	4,629,010.07		4,084,898.72		6,425,158.49

3

10

11

12

13

	8,479,612.43	4,139,617.40
	1,240,206.97	3,615,478.04
	1,418,145.08	6,893.33
	11,137,964.48	7,761,988.77

14

15

16

17

()									()

	16,884, 565.00			-163,61 4.30				-7,041, 630.70		9,679,3 20.00	7,041,6 30.70
				-13,842.0 3						-13,842.0 3	
	16,884, 565.00			-177,45 6.33				-7,041, 630.70		9,665,4 77.97	7,041,6 30.70
	16,884, 565.00			-177,45 6.33				-7,041, 630.70		9,665,4 77.97	7,041,6 30.70

1 2019 8 14

(

SaaS

1,500 780 52% 300
 20% 225 15% 150 10%
 15 1% 15 1% 15
 1% 1 /1 2019 12 31 2019
 -13,842.03
 2 [2020] 180 2019
 12 31 3,226.44
 7,041,630.70

18

19

20

1

2

2.						
1						
3.						
1						
4.						
1.	178,745,753.53	20,568,281.62	3,550,661.18	3,761,890.50	6,018,926.43	212,645,513.26
2.	184,756,988.28	21,644,935.12	5,482,546.51	3,998,421.73	7,592,072.35	223,474,963.99

2

	11,511,715.02	4,257,127.00		7,254,588.02
	11,511,715.02	4,257,127.00		7,254,588.02

22

	25,725,616.97	
	25,725,616.97	

1

	25,442,598.11		25,442,598.11		
CRM	283,018.86		283,018.86		
	25,725,616.97		25,725,616.97		

2

	800,000,000.00		25,442,598.11			25,442,598.11	3.18%					
	800,000,000.00		25,442,598.11			25,442,598.11	--	--				--

23

1

1.	48,006,922.90	4,781,862.63		8,043,655.78	6,862,300.00	67,694,741.31
2.				477,570.96		477,570.96
1				477,570.96		477,570.96
2						
3						
3.				18,666.67		18,666.67
1				18,666.67		18,666.67
4.	48,006,922.90	4,781,862.63		8,502,560.07	6,862,300.00	68,153,645.60
1.	2,219,419.68	415,814.14		1,250,342.94		3,885,576.76
2.	960,138.46	623,721.24		858,303.06		2,442,162.76
1	960,138.46	623,721.24		858,303.06		2,442,162.76

3.				10,822.37		10,822.37
1				10,822.37		10,822.37
4.	3,179,558.14	1,039,535.38		2,097,823.63		6,316,917.15
1.						
2.						
1						
3.						
1						
4.						
1.	44,827,364.76	3,742,327.25		6,404,736.44	6,862,300.00	61,836,728.45
2.	45,787,503.22	4,366,048.49		6,793,312.84	6,862,300.00	63,809,164.55

0.00%

24

1

	114,203,969.22					114,203,969.22
	114,203,969.22					114,203,969.22

2

--	--	--	--	--	--	--

2017 9

3000

20%

140.054

20%

2018 3 2

2018 3 6

12,000

80%

2017 2019

1,000

1,500

1,950

1,000

1,500

1,950

2019

21,691,435.37

2019

2019

2019 12 31

2019 12 31

25

--	--	--	--	--	--	--

	12,642,185.57	1,896,327.84	5,966,213.91	894,932.09
	72,096,540.48	10,953,003.68	43,613,675.72	6,534,906.44

2

3

		318,156.37	133,239.66
		34,340,831.25	23,842,540.70
		34,658,987.62	23,975,780.36

4

2019			
2020			
2021			
2022	1,962,512.04	1,964,525.49	
2023	16,863,439.53	21,878,015.21	
2024	15,514,879.68		
	34,340,831.25	23,842,540.70	--

27

	257,912.00	141,509.43
	257,912.00	141,509.43

28

1

	40,000,000.00	40,000,000.00
	111,500,000.00	124,578,221.74
	151,500,000.00	164,578,221.74

1	2019	7	2				0201000273-2019
	00001				0201000273-2019		00167 00168
00169	00171		00172				42,900,000.00
				12	2019	7	3
12	31					2020	7
						2	2019
	2	2019	5	13			DG 38902019013
							12 2019
							30,000,000.00
5	20		2020	5	19		30,000,000.00
	3	2019	6	10			
HTZ440770000LDZJ201900102							30,000,000.00
				12	2019	6	13
						2020	6
						12	31
							30,000,000.00
	4	2019	6	19			
HTZ440770000LDZJ201900106							30,000,000.00
				12	2019	6	27
						2020	6
						6	26
							30,000,000.00
	5	2019	7	11			
HTZ440770000LDZJ201900115							40,000,000.00
				12	2019	8	9
						2020	8
						8	8
400,000.00							
							40,000,000.00
	6	2019	7	8			HKB-2019-0705(PDE)AS
							48,300,000.00
	2020	6	30		2019	12	31
							7,100,000.00

29

	40,246,916.71	
	210,144,093.93	82,484,963.18
	250,391,010.64	82,484,963.18

0.00

30**1**

1	1	253,576,682.32	152,997,315.20
1-2	2	6,178,769.77	3,800,247.66
2-3	3	3,114,769.64	4,709.66
3		1,551.23	
		262,871,772.96	156,802,272.52

31**1**

1	1	64,593,493.16	156,653,274.03
1-2	2	13,058,442.30	16,143,004.48
2-3	3	1,727,652.15	13,190.00
3		49,994.17	67,400.00
		79,429,581.78	172,876,868.51

32**1**

	19,974,021.14	212,613,416.91	210,246,195.47	22,341,242.58
-	92,368.94	10,920,041.55	10,952,782.95	59,627.54
		310,303.30	310,303.30	

	20,066,390.08	223,843,761.76	221,509,281.72	22,400,870.12
--	---------------	----------------	----------------	---------------

2

1	19,805,016.91	199,114,837.35	196,836,452.69	22,083,401.57
2		6,659,119.12	6,659,119.12	
3	-4,518.69	3,052,440.39	3,011,812.10	36,109.60
	-9,908.58	2,207,050.86	2,166,805.96	30,336.32
	2,866.84	301,185.44	301,164.90	2,887.38
	2,523.05	544,204.09	543,841.24	2,885.90
4	2,120.00	3,623,756.60	3,625,876.60	
5		100,144.45	86,674.96	13,469.49
8	171,402.92	63,119.00	26,260.00	208,261.92
	19,974,021.14	212,613,416.91		

	7,722,630.15	5,552,816.53
	4,148,316.74	3,887,976.36
	11,870,946.89	9,440,792.89

36

	5,916,599.13	52,606.88
	5,916,599.13	52,606.88

37

1

	81,000,000.00	88,320,000.00
	5,239,122.31	6,961,752.46
	29,000,000.00	29,000,000.00
	115,239,122.31	124,281,752.46

1

[2017]439

2017 7

2,900

42.51

2,857.49

2017 8 2020 7

2.5%

2019 12 31 29,000,000.00

2 2015 9 23

2,800

2015 9 23

2023 9 22

2015 9 23

DB2015091700000058

2015 12 7

2016 1 25

1,000,000.00

10,538,455.00

2019 12 31

6,961,752.46

1,722,630.15

3 2018 4 27

HT2018042700000076

90,000,000.00 7 2018 4 27 2025

4 21 DB2018042700000126

700.27 2019 12 31 87,000,000.00

6,000,000.00

38

	1,809,406.83	5,957,723.56
	1,809,406.83	5,957,723.56

1

	1,809,406.83	

	5,966,213.91	8,000,000.00	1,324,028.34	12,642,185.57	
	5,966,213.91	8,000,000.00	1,324,028.34	12,642,185.57	--

	667,814.17			91,930.00			575,884.17	
	225,613.92			97,046.73			128,567.19	
	1,810,319.40			138,439.71			1,671,879.69	
	1,083,421.47			14,209.30			1,069,212.17	
	34,444.82			5,054.72			29,390.10	
	704,166.58			236,985.13			467,181.45	
		8,000,000.00		508,600.00			7,491,400.00	
	1,440,433.55			231,762.75			1,208,670.80	
	5,966,213.91	8,000,000.00		1,324,028.34			12,642,185.57	

41

		+ -				

	130,442,088.00	17,492,249.00				17,492,249.00	147,934,337.00
--	----------------	---------------	--	--	--	---------------	----------------

1 2019

2019

1,427,000.00

33

32,264,470.00

1,427,000.00

30,837,470.00

2019 6 17

2019

ZI10570

2

A

[2019] 963

A

1,606.5249

40.46 / 2019 11 28

A

1,606.5249

649,999,974.54

40,829,327.54

609,170,647.00

16,065,249.00

593,105,398.00

42

	366,780,625.87	623,942,868.00	2,485,590.93	988,237,902.94
	1,216,848.74			1,216,848.74
	1,724,547.08	7,694,901.20		9,419,448.28
	369,722,021.69	631,637,769.20	2,485,590.93	998,874,199.96

1

2019

30,837,470.00

41

2

A

593,105,398.00

41

3

4

49%

2019 4 1

2,485,590.93

4

7,694,901.20

43

		32,264,470.00		32,264,470.00

2019

142.7

32,264,470.00

44

	42,458.54	-346,471.76				-346,471.76		-304,013.22
	42,458.54	-346,471.76				-346,471.76		-304,013.22
	42,458.54	-346,471.76				-346,471.76		-304,013.22

45

	52,133,139.66	10,464,497.59		62,597,637.25
	52,133,139.66	10,464,497.59		62,597,637.25

2019

10%

46

	358,678,997.27	230,313,223.00
	358,678,997.27	230,313,223.00
	186,573,823.78	171,826,384.01
	10,464,497.59	17,372,192.14
	39,134,188.49	26,088,417.60
	495,654,134.97	358,678,997.27

- 1)
- 2)
- 3)
- 4)
- 5)

47

	1,658,839,439.44	1,093,908,027.18	1,196,669,423.86	765,374,374.42
	1,523,926.38	1,294,307.74	1,428,720.74	73,309.28
	1,660,363,365.82	1,095,202,334.92	1,198,098,144.60	765,447,683.70

48

	4,704,036.43	3,337,696.21
	2,798,601.04	1,999,945.83
	1,810,443.53	1,659,573.23
	468,099.82	151,904.60
	25,727.36	23,246.52
	951,974.62	776,901.65
	1,865,734.97	1,333,297.20
	474,794.50	1,237,224.70
	13,099,412.27	10,519,789.94

49

	74,823,228.31	51,672,007.04
	6,553,306.86	7,340,364.58

	13,144,746.80	11,358,587.23
	44,295,049.36	36,336,072.21
	4,752,589.00	5,184,108.74
	3,656,167.95	3,801,060.78
	4,466,941.69	3,226,622.20
	1,652,599.39	1,925,639.79
	153,344,629.36	120,844,462.57

50

EYÜDE4Dy

	38,878,669.05	28,767,496.19
	9,664,590.47	9,094,517.71
	3,948,690.34	7,419,825.01
	7,694,901.20	207,001.20
	1,164,012.09	1,952,050.44
	9,339,771.50	6,800,064.70

	13,544,214.83	8,130,390.54
	1,095,224.54	139,343.43
	2,673,061.56	1,551,284.10
	674,595.75	874,039.14
	-1,807,914.68	-1,274,467.51
	9,483,867.38	4,569,943.22

53

	5,945,936.19	30,901,220.59
	23,330.97	162,036.82
	936,859.21	
	6,906,126.37	31,063,257.41

54

	-177,456.33	-1,104,572.84
		2,548,974.53
	-177,456.33	1,444,401.69

55

	12,083.33	
	12,083.33	

56

	-750,571.54	
	-610,148.66	
	-15,973,358.44	

	-17,334,078.64	
--	----------------	--

57

		-10,028,794.31

60

	402,000.00	300,000.00	402,000.00
	150,927.54	329,037.64	150,927.54
	240,626.95	106,703.49	240,626.95
	767,335.10	221,097.77	767,335.10
	1,560,889.59	956,838.90	1,560,889.59

61

1

	37,414,877.34	28,465,634.93
	-4,418,097.24	-1,668,176.56
	32,996,780.10	26,797,458.37

2

	221,038,646.65
/	33,155,797.03
	2,506,969.68
	271,732.30
	1,552,864.71
	-190,843.52
	2,890,826.61

62

63

1

	2,624,356.64	1,529,391.69
	3,415,911.33	4,827,313.14
	13,130,507.85	28,090,903.49
	331,440.00	
	16,027,799.22	
	1,031,174.42	2,245,488.75
	36,561,189.46	36,693,097.07

2

	87,937,271.69	53,623,829.87
	3,516,073.25	6,615,841.22
	15,372,610.33	4,853,182.63
	408,000.00	486,844.50
	107,233,955.27	65,579,698.22

3

		5,000,000.00
		5,000,000.00

4

	61,605,863.71	26,529,695.66
	40,250,000.00	
		13,240,156.68
	101,855,863.71	39,769,852.34

5

	100,058,369.65	50,160,143.31
	2,795,000.00	
	400,000.00	40,000,000.00
	4,413,385.56	4,934,474.91
	4,477,008.65	
	112,143,763.86	95,094,618.22

64

1

1	--	--
	188,041,866.55	170,425,373.88
	29,004,719.41	14,773,207.97
	14,447,128.62	12,021,297.15
	2,442,162.76	1,312,586.23
	2,745,278.32	1,847,408.84
	-168,332.99	-869.19
	150,927.54	329,037.64
	-12,083.33	
	12,806,835.47	6,513,630.31
	177,456.33	-1,444,401.69
	-4,418,097.24	-1,668,176.56

	80,933,768.53	-42,673,196.08
	-360,978,664.72	-224,341,463.01
	149,333,383.83	177,913,304.82
	7,694,901.20	207,001.20
	122,201,250.28	115,214,741.51
2	--	--
3	--	--
	689,229,853.13	343,513,401.26
	343,513,401.26	90,208,146.21
	345,716,451.87	253,305,255.05

2

	689,229,853.13	343,513,401.26
	67,373.83	32,880.15
	688,886,381.28	343,480,521.11
	276,098.02	
	689,229,853.13	343,513,401.26

65

	214,417,796.97	
	2,655,269.30	
-	7,254,588.02	
	224,327,654.29	--

66

1

	--	--	124,396,443.28

	17,686,875.02	6.9762	123,387,177.52
	107,479.05	7.8155	840,002.52
	188,952.04	0.8958	169,263.24
	--	--	70,294,848.15
	8,764,225.11	6.9762	61,140,987.21
	30,515,250,000.00	0.0003	9,153,860.94
	--	--	

2

67

1



	783,000.00		236,985.13
	8,000,000.00		508,600.00
2018	1,800.00		1,800.00
	1,750,074.03		1,750,074.03
0155	100,000.00		100,000.00
	8,000.00		8,000.00
2019	100,000.00		100,000.00
2018	1,000,000.00		1,000,000.00
2017	80,000.00		80,000.00
	574,443.04		574,443.04
	152,368.89		152,368.89
2019	50,000.00		50,000.00
2019	300,000.00		300,000.00
2018	20,000.00		20,000.00
	100,000.00		100,000.00
2019	5,621.89		5,621.89
2018	200,407.83		200,407.83
2018	452,091.96		452,091.96
2017	"		"
"	379,600.00		379,600.00

1

3

1

	19,583,371.81	167,959.09	19,751,330.90	12,646,822.92		12,646,822.92						
	708.95		708.95	168,587.35		168,587.35						

	4,341,968.51	1,471,909.18	1,471,909.18	-369,131.65	44,837.93	-305,376.41	-305,376.41	-362,481.54
	2,041,854.73	-98,089.82	-98,089.82	157,957.93	230,948.29	-82,018.91	-82,018.91	117,023.92
	14,867,256.64	4,354,507.98	4,354,507.98	-1,434,136.54				
		-167,878.40	-167,878.40					

2

1

4

49% 2019 4 1

2

	/	/
	-545,380.99	-260,853.55

1.

	61,140,987.21	9,153,860.94	70,294,848.15	1,977,354.22	156.95	1,977,511.17
	1,199.20		1,199.20		1,453,759.41	1,453,759.41
	184,529,363.93	10,163,126.70	194,692,490.63	51,250,240.72	2,508,923.63	53,759,164.35

2019 12 31 8,533,691.18 2018 12 31 2,152,111.64 5%

3.

12

	1	1-2	2-3	3-5	5	
	250,391,010.64					250,391,010.64
	262,871,772.96					262,871,772.96
	735,069.49					735,069.49
	38,281,717.45					38,281,717.45
	7,722,630.15				115,239,122.31	122,961,752.46
	4,148,316.74				1,809,406.83	5,957,723.57
	564,150,517.43				117,048,529.14	681,199,046.57

	1	1-2	2-3	3-5	5	
	82,484,963.18					82,484,963.18
	156,802,272.52					156,802,272.52
	735,069.51					735,069.51
	8,973,215.72					8,973,215.72
	5,552,816.53				124,281,752.46	129,834,568.99
	5,957,723.56				3,887,976.36	9,845,699.92
	260,506,061.02				128,169,728.82	388,675,789.84

1

	--	--	--	--
		200,012,083.33		200,012,083.33
1.		200,012,083.33		200,012,083.33
		200,012,083.33		200,012,083.33
	--	--	--	--

2

3

4

5

6

7

8

9

1

				37.0477%	37.0477%

5,356.04
18.91%
37.0477%

36.21%
655.11
4.43%

	21%

5

1

/

		-82,987.85			2,322,436.32

2

--	--	--	--	--

3

	10,134,890.66	8,109,824.70

6**1**

72.8%

2018

2022

107.36%

20% 30% 30% 20%
2

22.61 /

22.61

3.42

7

12

24

36

48

2019~2022

2018

2019

20%

2018

2020

44%

2018

2021

72.8%

2018

2022

107.36%

20% 30% 30% 20%

2

		2019 5 13		99	97.7
		34	192.7		
1			2019		
	33		142.7		1.09%
	38.29 /		22.61 /	2019	
7,487,900.00					
2 2015 1			12		
		12		28.3516	53
				5	
			4.78	2014 11 PE	
		17.48		1,406,547.40	5
	2019		207,001.20		
3					
4					
1					
1.					
1 2012 8 31					
				90	
			10,300	103,000.00	
5 8%		3,000	5 10%	400 5	10%
2012 9 1	2032 8 31				
2 2014 8 1					
				90	
		7663		84,293.00	5
10%			15	2014 10 1	2024 7 31
2014 8 1	2014 9 30				
3 2018 4 23					
				818	1

2018 5 1 2021 4 30 8250 2018 5 1 2019 4 30 15 / / 3 / /

2

1

2

3

1

2020 4 10 3.5 0
10 8

2

3

1

1

6 2019 8 14 2019

6

2

	10,692,255.04	1.52%	7,796,220.94	72.91%	2,896,034.10	8,392,361.29	1.96%	7,486,527.84	89.21%	905,833.45
	694,371,304.49	98.48%	26,503,576.12	3.82%	667,867,728.37	419,095,087.57	98.04%	18,141,205.36	4.33%	400,953,882.21
	35,445,901.14	5.03%			35,445,901.14	5,823,854.06	1.36%			5,823,854.06
	658,925,403.35	93.46%	26,503,576.12	4.02%	632,421,827.23	413,271,233.51	96.141%			

5			
	658,925,403.35	26,503,576.12	--

	--	2,232,966.65	--	--	--

4

1	84,120,385.97		11.93%	1,009,444.63
2	67,943,480.00		9.64%	815,321.76
3	66,087,607.90		9.37%	1,918,287.27
4	39,786,169.81		5.64%	3,470,007.88
5	19,487,450.00		2.76%	233,849.40
	277,425,093.68		39.34%	

2

		1,627,908.36	323,408.15
		82,167,335.24	38,601,896.10
		83,795,243.60	38,925,304.25

1

1

		1,627,908.36	323,408.15
		1,627,908.36	323,408.15

2

1

		70,443,040.39	27,885,873.16
		11,453,204.99	10,233,862.75

	1,087,000.00	680,317.89
	688,578.93	628,931.14
	83,671,824.31	39,428,984.94

2

		12	()	()	
2019	1 1	827,088.84			827,088.84
2019	1 1				
		904,253.27			904,253.27
		226,853.04			226,853.04
2019	12 31	1,504,489.07			1,504,489.07

1	1		58,377,742.38
	1-6		36,401,828.15
	6-12		21,975,914.23
1	2		24,293,494.93
2	3		384,901.00
3			615,686.00
3	4		89,600.00
4	5		47,500.00
5			478,586.00
			83,671,824.31

3

--	--	--	--

	827,088.84	904,253.27	226,853.04			1,504,489.07
	827,088.84	904,253.27	226,853.04			1,504,489.07

--	--	--	--	--	--

4

		22,985,719.26	1-6 789,021.76 7-12 10,756,496.72 1-2 11,440,200.78		27.47%
		11,319,004.46	1-6 7,801,032.09 7-12 2,438,318.41 1-2 1,079,653.96		13.53%
		10,337,339.15	1-6 3,381,159.78 7-12 3,860,613.66 1-2 3,095,565.71		12.35%
		9,732,921.73	1-6 7,013,391.31 7-12 2,719,530.42		11.63%
		9,621,152.58	1-6 9,621,152.58		11.50%
	--	63,996,137.18	--		76.48%

3

	652,045,965.45		652,045,965.45	188,705,961.45	188,705,961.45
	16,707,108.67	7,041,630.70	9,665,477.97	16,884,565.00	16,884,565.00
	668,753,074.12	7,041,630.70	661,711,443.42	205,590,526.45	205,590,526.45

1



	16,884,565.00			-177,456.33				7,041,630.70		9,665,477.97	7,041,630.70
	16,884,565.00			-177,456.33				7,041,630.70		9,665,477.97	7,041,630.70

3

1 2019 8 14

(

			SaaS								
	1,500		780		52%		300		20%		
	225		15%		150		10%		15		
	1%		15		1%		15		1%		
	1 /1		2019 12 31				2019				
	-13,842.03										
	2				[2020]		180		2019 12		
	31						3,226.44				
			7,041,630.70								

4

	1,428,050,756.20	1,024,061,126.54	1,130,455,651.70	739,596,492.51
	2,743,251.64	503,744.64	2,206,539.75	344,509.92
	1,430,794,007.84	1,024,564,871.18	1,132,662,191.45	739,941,002.43

5

	-177,456.33	824,117.40
		2,548,974.53
	-177,456.33	3,373,091.93

1

	168,332.99	
	4,273,918.91	
	-651,197.63	
	538,376.64	
	-206.77	
	3,252,884.40	--

1

1

2

		/	/
	18.07%	1.41	1.41
	17.75%	1.38	1.38

3

1

2

3

4

2019